

English Manual

Takahiro Otsubo a.k.a "Attack"

Putzroboter

おそうじロボット

Robot Vacuum



0-3



2~4



10min



5~99



Thank you for your purchase.

- This manual well please read and correctly playing please.
- Please keep this manual not to lose it.

Collect their clips with the Robot vacuum

Putzroboter

Robot vacuum

2-4 people 10 min 6 years and over

■ STORY

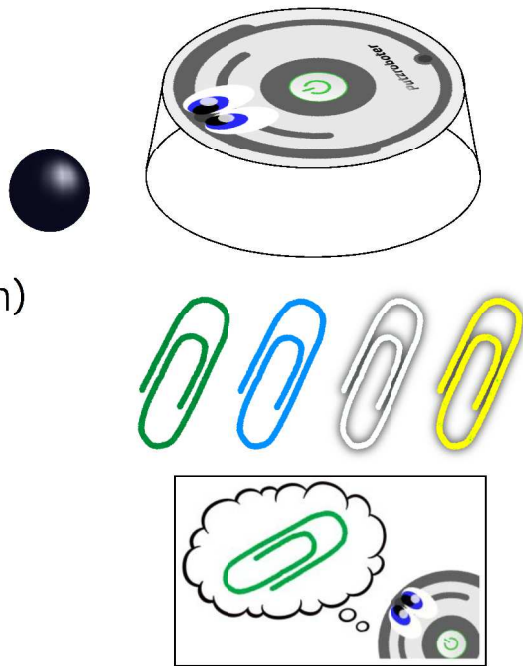
Robot vacuum(Putzroboter) came to my house!

Mommy said that it was very cheap, but if you throw it it will automatically stick together the things you want to clean up, and not just proceed straight, so good things will be able to clean up things you did not notice! But my friend who has a robot say "When I go out, A robot is cleaning automatically"

Well, thanks to the robot I managed to clean up and happy!
I'm going to cleanup today!

■ CONTENTS

- Robot vacuum (Game box) :1
- Magnet ball :1
- Clip :40 (10 clips of 4 colors each)
- Clip card :4 (4 colors)
- Rulebook (This book)



※Warning:As for the small parts such as clips, child three years or younger, please be careful not to drink it by mistake.

※Please do not place the magnetic ball close to a magstripe card.

※Because it is hard to glide on cloth or the play mat, the robot please be careful.



0-3

■ AIM OF GAME

Let's clean up clips scattered on the table!

Distribute each clip card at the beginning of the game and decide which color clip to take charge.


Push the robot in order, let's start clipping.

People who took all the clips of their own color are the winners!

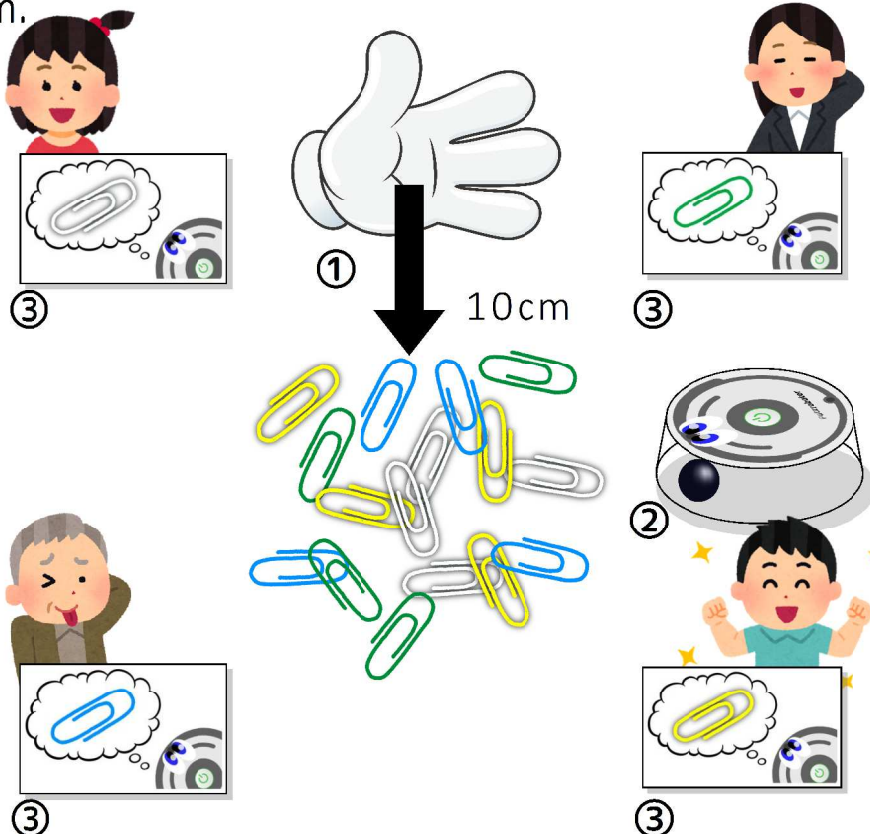
■ PREPARATION (Please refer to a lower figure)

① The recently person who messed up the room clenched all the clips in
I open the hand from height of around 10 cm in the center of the
table and open and drop a clip.

② Cover a magnet ball a robot, clip it leave it away from where it is
placed.



③ Distribute a clip card to one by one piece and decide a colors to
collect .You may decide the colors to collect of freely, or let's decide
it at random.



You are ready! The person who cleaned up recently is the start player.

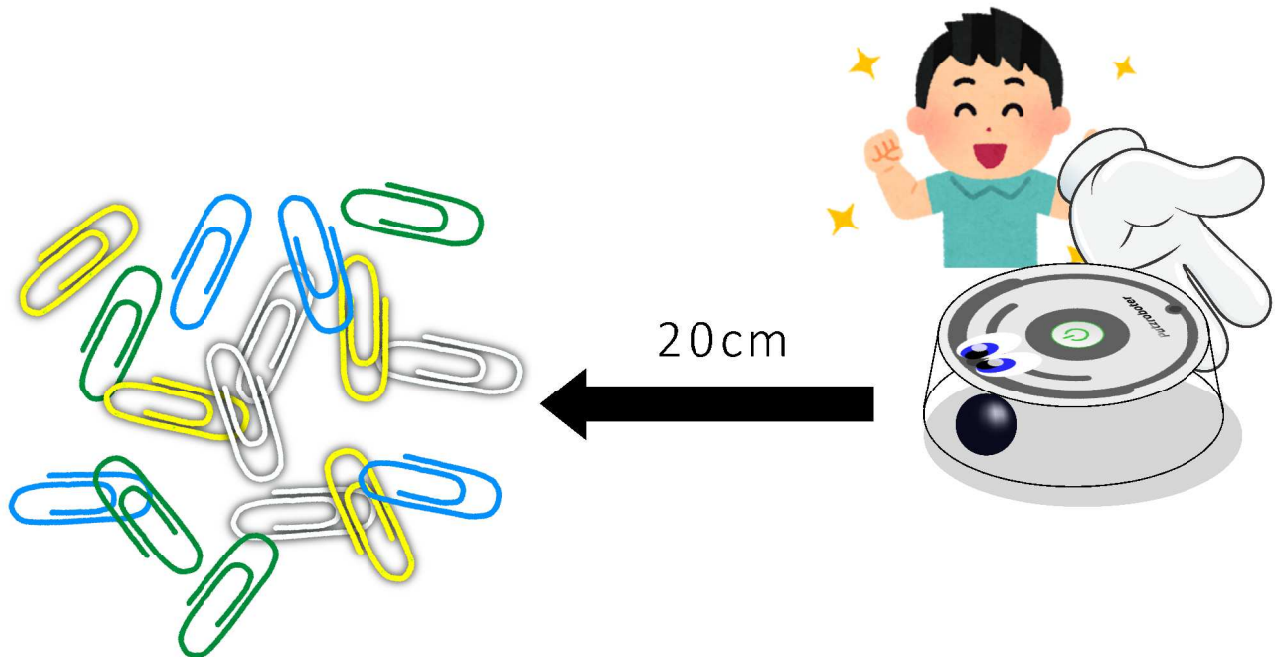
Let's start!

■ PLAYING THE GAME

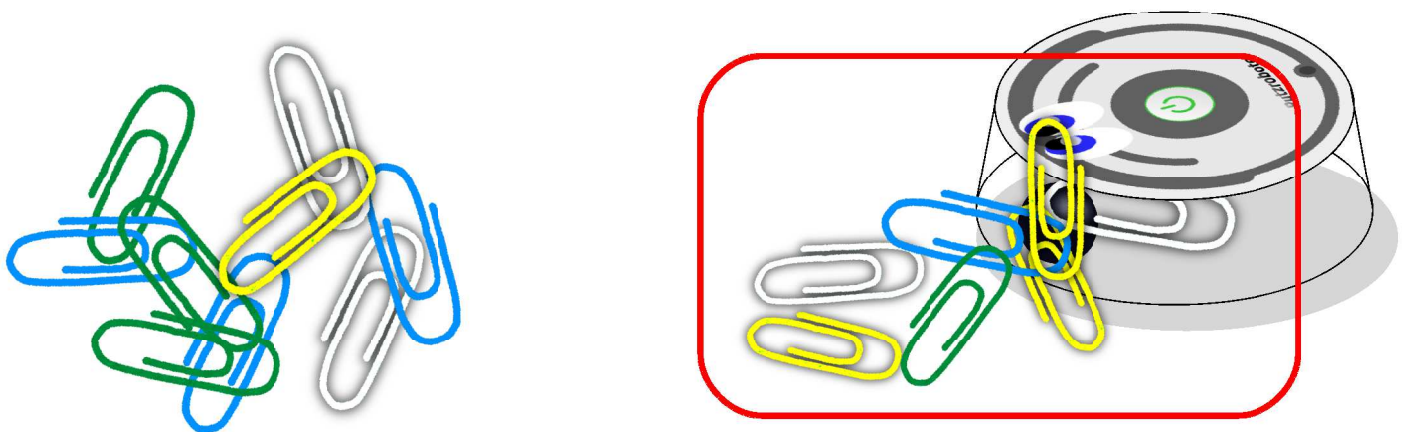
Be sure to do the following when it comes to your turn.

1. Start the Robot

Push the robot towards the clip from any direction at least 20 cm away from where the clip is located.



After that take the stick to robot, magnet ball and it the chained clips.



A robot forward to the different direction and cannot take the clip at all and may drop from a table.

Unfortunately it is cleaning failure then.

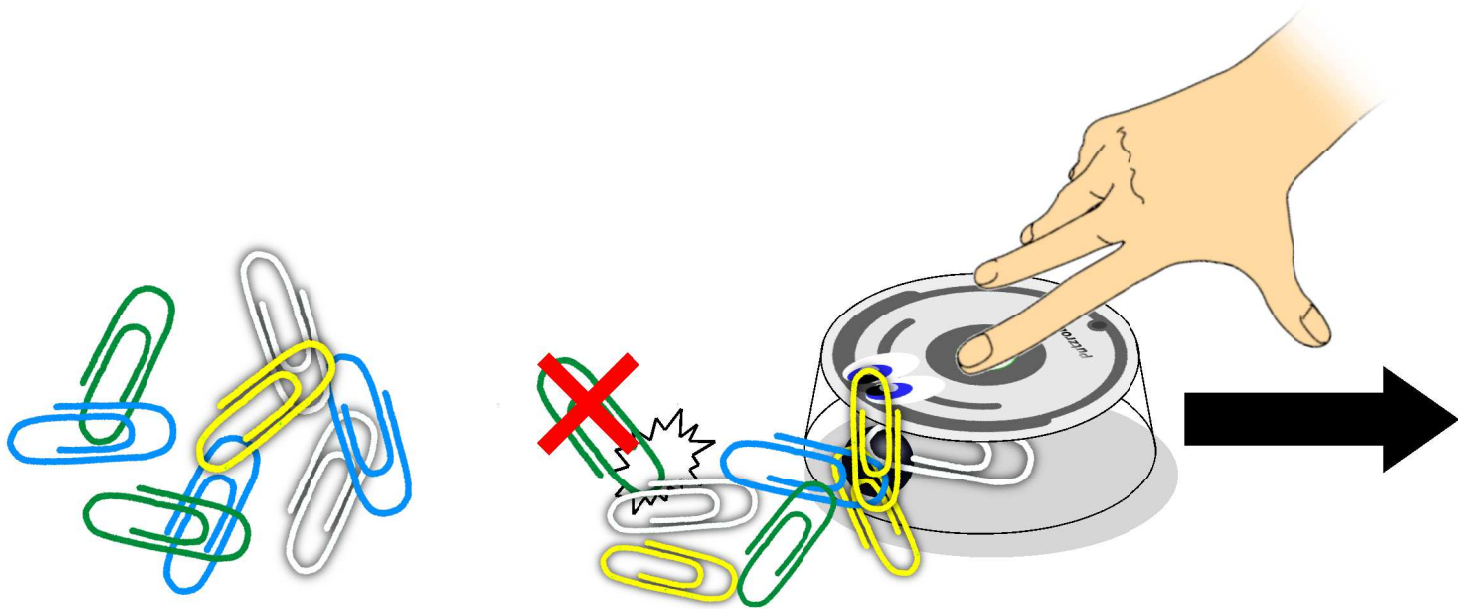
(When an adult and a child play together, the child maybe challenge it until to take the clip!)

2.Take the clip

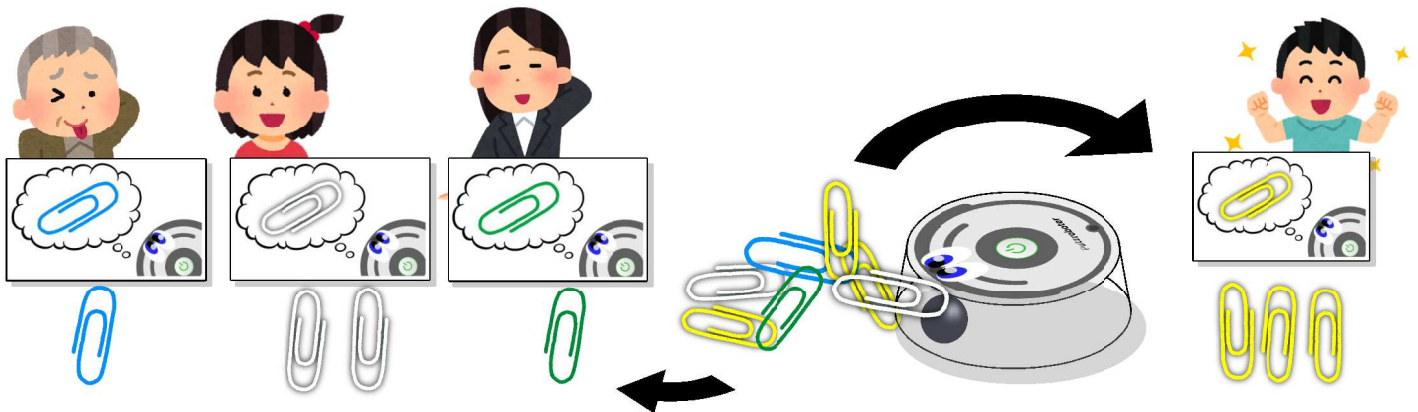
If the clip sticks and the robot stops as soon as you stop the robot I will draw slowly to my hand.

At this time, feeling so as not to cling to the clip on the table and stick it attract.

If you clip another clip at this time, it can not take additional.



Take the clip which I took off the robot and divide it into every color and put the clip of the color that oneself is in charge of to one's hand and give the-colored clip of others to a person in charge of each color.



※ If you are playing with 2 people or 3 people, there is a color that no one is in charge. Let's put the color clips together aside the table. (It does not affect anyone's score)

Return the clip which has fallen from a clip and the table which I did not get this time to the center of the table as from the place of around 10cm in height in the same way as time of preparations.

finish take the clip, the turn to of the next person!

◆**Reset rule:** Open a clip in the same way as the preparations for game again and may reset only once at the beginning of one's turn.
(I hold the clip of the place in a bundle and open the hand from an altitude of around 10cm in the center of the table and drop a clip.)

If the clips on the table are scattered, you maybe should reset it.
But it may become easy to take the clip of other people!

■GAME END

The victory of the person who took all the clips of one's color!
Let's share victory in people if there are how many people in it,
or there is such a person.

(If denial competing for victory or defeat, maybe cooperation with everyone clear when you take all of the clips!)

Please think your variant rules!

Game designer & Illustration & Graphic designer

- アタック (Attack) (Twitter:@butagoya_attack)

Provide illustrations

- Irasutoya <http://www.irasutoya.com/>
- Fukidashi Design <http://fukidesign.com/>
- borysses <http://borysses.deviantart.com/>

Special thanks

- 酢豚 (Subuta) ● くらぱー (Kurapa)
- All Test players!

Translate from English rule

- アタック (Attack) (Using a Online Translate service)

Should you have any comments or questions, please contact us
at here.

Butagoya - Official Site (Sorry, Japanese only.)

<https://butagoya.jimdo.com/>

BTGY-007

© 2017 Butagoya

